



Role of Methanotrophs in Methane Oxidation from Municipal Solid Waste Dumpsites in Tropical Countries

Tanmay Srivastava^{1,2} ✉ | Vartika Srivastava^{1,2} | Suresh Kumar Manukonda^{1,2}

1. CSIR-National Environmental Engineering Research Institute, Nagpur -440020, India.

2. Academy of Scientific and Innovative Research (AcSIR), Ghaziabad -201002, India.

Article Info

Article type:

Review Article

Article history:

Received: 8 September 2023

Revised: 7 November 2023

Accepted: 7 December 2023

Keywords:*Methane**Municipal Solid Waste**Tropical Landfill**Gas Emissions**Methanotrophs**Methane Oxidation*

ABSTRACT

Municipal Solid Waste (MSW) dumpsites are one of the major source of methane (CH₄) emissions due anaerobic degradation of organic matter content in the waste. Control technologies are available to reduce these emissions, but they are costly and their application on existing sites is complex. Moreover, tropical climate is responsible for rapid degradation of organic matter in open dumps leading to substantial CH₄ emissions mainly due to hot and humid conditions amongst other factors. Methanotrophs are bacteria capable of oxidizing CH₄ into carbon dioxide (CO₂) by virtue of methane monooxygenase enzyme. Various cover materials can be utilized to enhance methane oxidation (MO) ability of these organisms by providing favorable conditions thus converting methane from unmanaged dumpsites into CO₂ which has lower global warming potential. Hence their application shows great potential for contributing towards meeting the greenhouse gas (GHG) reduction goals. This review focuses on the attempts to attenuate CH₄ emissions by different biocover systems and the current scenario while giving special emphasis to tropical conditions.

Cite this article: Srivastava, T., Srivastava, V., & Manukonda, S. K. (2024). Role of Methanotrophs in Methane Oxidation from Municipal Solid Waste Dumpsites in Tropical Countries. *Pollution*, 10 (1), 426-447. <https://doi.org/10.22059/POLL.2023.364991.2060>



© The Author(s).

Publisher: The University of Tehran Press.

DOI: <https://doi.org/10.22059/POLL.2023.364991.2060>

INTRODUCTION

GHG emissions and climate change are one of the biggest problems that humans as a species are facing in the current time, which in turn and as a whole affects all the biotic and abiotic fractions of the planet. GHGs are the main contributing factors to global warming and climate change that trap heat in the atmosphere. The average rise in land and ocean temperatures globally is about 0.85° C from 1880 (Tuckett, 2018). Among these GHGs, CH₄ is a major contributor not by abundance but due to its Global Warming Potential (GWP) of 28-36 over 100 years (Balcombe et al., 2018). CH₄ is the most widely present organic chemical in the atmosphere of earth and although it is present in trace amounts compared to CO₂, it absorbs infrared radiation per molecule much more strongly (Lashof and Ahuja, 1990; Cicerone and Oremland, 1988). Recent developments show that CH₄ is more potent when its GWP is considered for a shorter period, it can be as high as 96 if we consider a time frame of 20 years (Alvarez et al., 2018). The level of CH₄ in the global atmosphere was 1909 ppb in 2021 as opposed to 722 ppb in pre-industrial times (Dlugokencky, 2021; Singh et al., 2018), which has increased by approximately 250% as compared to CO₂ concentrations, which have doubled during the same time (Chai et al., 2016). The primary sources of atmospheric CH₄ are both natural, including

*Corresponding Author Email: srivastava.tanmay4@gmail.com

wetlands, termites, oceans, wildfires, grasslands, coal beds and lakes, as well as anthropogenic sources including livestock production, oil and gas sector, MSW landfills, paddy fields, biomass burning, etc. (Jackson et al., 2020).

Global MSW sector stands fourth in contributing to GHG emissions (Maria et al., 2020) while landfills contribute about 5% to GHGs globally (Zhang et al., 2019). Landfills are a primary source capable of producing CH₄ over a long time because of the slow decomposition rate of organic matter. Estimations suggest the worldwide CH₄ generation from landfills is about 10% of all the anthropogenic sources (US EPA, 2011). Landfill methane emissions are largely governed by climate and the type of cover applied at the site. However, humid subtropical climates have shown higher emission concentrations regardless of the type of cover (Goldsmith et al., 2012). Moreover, degradation of waste is accelerated four to five times in tropical wet conditions leading to higher LFG emissions, with CH₄ emissions 2 to 3 times higher than dry season (Sutthasil et al., 2019). This may be due to enhanced rate of transportation of nutrients in different layers of waste (Abushammala et al., 2016). Alternatively, higher CH₄ emissions are also observed during dry seasons which can be attributed to the presence of cracks at the surface of landfills (Chiemchaisri et al., 2007). By storing and recirculating excess leachate produced during previous wet season these problems can be mitigated (Lavagnolo et al., 2018). There is also possibility of formation of CH₄ hotspots where semi-aerobic conditions are developed after rainfall (Sutthasil et al., 2019).

Gas collection systems are utilized globally to reduce the escape of this CH₄ into the atmosphere. But, studies have shown that the efficiency of gas collection systems in landfills is about 50% on average resulting in escape of CH₄ into the atmosphere as fugitive emissions even after the installation of proper gas collection and utilization systems (Mohsen et al., 2020; Duan et al., 2022). Hence, microbial CH₄ oxidation by Methanotrophs by application with various cover materials is a beneficial and cost-effective alternative to conventional gas collection systems for biological oxidation of CH₄ emissions from landfills (Scheutz et al., 2009). Utilization of such materials in biocover systems can also help resolve the problems related to management of such waste materials as they can be reduced through such practices (Elkhouly et al., 2021). In tropical climates however, particular attention is to be paid to the condition of the cover soil as absence of optimum moisture content due to evaporation affects the methane oxidation even if aerobic conditions are maintained (Abushammala et al., 2016). Upgrading anaerobic to semi-aerobic open dumps commonly known as Fukuoka method has also shown to reduce GHG emissions by upto 40% (dos Muchangos & Tokai, 2020). Maximum rates of methanotrophic methane oxidation occur at 30°C, with genus *Methylobacter* dominating the methanotrophic community. Rising temperatures lead to a shift towards more thermophilic genus of methanotrophs like *Methylocaldum* (Reddy et al., 2019). Oxygen also plays an important role as a limiting factor in methane oxidation as it can penetrate upto a depth of 60 cm in the cover soil. But, in tropical conditions this can be vastly reduced during heavy rainfalls which lead to water-logging of the soil surface (Kallistova et al., 2005).

Due to above mentioned factors like higher methane emissions due to seasonal variations and humid atmosphere in tropical conditions it is necessary to obtain a comprehensive knowledge on this problem. Also, current global scenario of landfill emission and the different types of cover material that are used to enhance the methane oxidation by methanotrophs along with the environmental factors which influence their capacity to obtain an idea about the conditions required by these bacteria to function at an optimum level all form a part of this review.

Current global trends in methane emissions from MSW dumpsites and management practices

Varying trends have been seen in the past relating to CH₄ levels, in the 1980s the CH₄ levels on average increased by about 12 ± 6 ppb per year, during 1990s, this rate slowed down by 6 ± 8 ppb per year. Steady levels of CH₄ were observed from 1999 to 2006 at 1,773 ± 3 ppb, after

2007 CH₄ levels started to rise again at $1,799 \pm 2$ ppb in 2010 and are currently measured to be at 1909 ppb (Dlugokencky, 2021). In the year 2020, natural CH₄ emissions from wetlands and agriculture combined with the energy sector comprising of gas, coal and oil were maximum; followed by emissions from wastes; emissions related to biomass and biofuel combustion; etc. (IEA, 2020).

Current global CH₄ levels, according to World Bank show 5.3 GT of CO₂ equivalent (CO₂ e) in 1970 to 8 GT of CO₂ eq in 2018. China, Russia and India are the three biggest emitters of methane (World Bank, 2018). Global data shows developing economies are responsible for maximum emissions of methane, however major amount is exported in the form of exported goods to developed countries (Fernández-Amador et al., 2020). GHG emissions from landfills has been at the center of interest of research community from past two decades and continues to be as landfilling may continue to remain as one of the main methods utilized for disposal of solid waste around the world (Zhang et al., 2019). In the United States of America (USA), MSW landfills account for 15 percent of the total CH₄ emissions. Total of 1123 reporting facilities generated about 94.2 million metric tons of CO₂e methane in the year 2020 (EPA, 2022). In 2018, upwards of 40 percent of the 220 MT of MSW generated was sent to landfills in European countries. 100 million tonnes of CO₂e methane was emitted in the same year which accounted for more than 20 percent of the total CH₄ emissions (ESWET, 2018). There are around 1274 landfills in operation in Australia which receive 27 MT of waste. Waste sector in Australia contributes 2.2 percent to the total net emissions, while landfill emissions amounted to 716 Gg of CH₄ in the year 2020 (DISER, 2022). Similarly in China, landfilling is the primary method of waste disposal dumping upto 107.28 MT of waste in 2014. Total annual LFG production of China is about 13.2 billion m³ of which 55-60% is CH₄. In a business as usual scenario the landfill CH₄ emissions are expected to reach 37.73 MT of CO₂e by 2030 (Cai et al., 2018; He et al., 2021). Africa has a MSW production of 125 MT per year, with a high organic content of upto 57 percent which has a huge potential for CH₄ emissions. But only about half of this waste is collected which is insufficient and leads to waste being dumped in open areas and side of the roads which can also lead to choked drains (Godfrey et al., 2020).

The landfill gases that arise as a result of the decomposition of waste in dumping sites consist of about 50% of methane and 50% carbon dioxide. Certain technologies of LFG capture are utilized which can trap these gases anywhere between 60 and 90% efficiency (U.S. EPA, 2011a). This collected gas can be utilized in various profitable ways including electricity generation, combined heat and power, as alternate fuels, etc. (EPA, 2012). Different projects have been taken up for capture and use of landfill gas. Landfill methane outreach program (LMOP) of US-EPA is responsible for keeping records of LFG and MSW projects in USA. Most of the LFG which is extracted is used for generation of electricity followed by use in boilers or other thermal applications (EPA, 2020).

Studies conducted to assess the biogas potential of MSW in tropical Ethiopia showed highest biogas production in mixed waste amounting to 0.15 m³ biogas/kg of volatile solids (VS) when compared with individual biogas potential of organic wastes like fruit, food and yard waste, also paper waste which showed lowest potency (Getahun et al., 2014). When considering methane potential of different MSW components in Malaysia, cooked food waste showed highest methane potential of 328.39 ml CH₄/g VS (Yasim & Buyong, 2023). High methane potential upto 528 CH₄/g VS is observed in fresh waste while 151 CH₄/g VS is observed in 5 year old waste dug out from a Colombian landfill (Sandoval-Cobo et al., 2020). Comparative study between on site and laboratory measurements at a site in Brazil gave similar results close to 70 m³ CH₄/ ton of MSW, which is lower value than normally observed in other developing tropical countries which may be due to excess moisture content present in the waste which has shown to offset the high organic matter content (Machado et al., 2009).

MSW generation in India is about 1.6 million tons. But, high waste collection rate of around

95% ensures that the waste is collected and treated or dumped at around 1900 designated sites (CPCB, 2021). In India methane emitted from landfills was expected to be 20 MT of CO₂e per year by 2020. Tropical climate in India facilitates rapid decomposition of waste and thus landfills are expected to produce great amounts of LFG in 1 to 3 years. All the potential LFG can be emitted within 20 years, but landfill may continue to produce CH₄ for 50 years or more (Kashyap et al., 2016). India shows huge potential in the utilization of LFG emissions due to high biodegradable content along with the warm and wet climate. In Indian context the LFG utilization scenario seems to be immature and further development in terms of innovative technologies, development of a standard framework for performance evaluation of such technologies and allocation of financial incentives are the major challenges (Siddiqui et al., 2013). Current studies show CH₄ concentrations to be in the range of 19 to 50% v/v in one of the biggest landfill in Okhla with a LFG flow of 8 to 22 m³/hr which is adequate for a low-grade LFG to energy project (Siddiqui et al., 2022). Another study focused on assessment of methane potential from the waste generated in capital city of Delhi, the LFG generation rate is calculated as 130 m³/t with CH₄ fraction of around 50 to 55%. The energy potential of CH₄ emission by waste is 5748 terajoule (Srivastava & Chakma, 2020). However, average installation capital costs involved in collection and flare systems are nearly \$24,000/acre, annual operation and maintenance costs are about \$4,100/acre (US-EPA, 2012). This is very high investment considering the monetary limitations of municipalities. Therefore, biocover systems may prove to be conducive and cost effective method where such conventional systems are not feasible. Biological techniques like application of compost biocover with 40 cm thickness has shown to be sufficient to give maximum methane oxidation (Yusnan et al., 2020). However, to reduce emissions to the atmosphere, it is important to evaluate the rate of degradation of organic waste, generation of landfill gases under different weather conditions, amount of organic material present in the waste along with the levels of humidity (Moreira & Candiani, 2016).

Processes involved in methane emissions from landfills

The characteristics and composition of MSW depend mainly on the economy, standards of living, type of activities, food habits, religious rituals, literacy, energy sources, climatic and topographical conditions of the area (Adeleke et al., 2021). MSW comprises of many categories of waste such as compostable organic matter, recyclable matter, some toxic substances, etc. (Sharma & Jain, 2020). Organic waste has been known to contribute the majority in this case due to the decomposition of the putrescible components into CH₄ and CO₂. The organic matter containing proteins, carbohydrates and fats are broken down in the process of hydrolysis by anaerobic bacteria in the absence of oxygen. Thus these insoluble products become available to other bacteria for utilization in simple forms like sugars, amino acids and other organic acids. Further, the acetogenic bacteria convert the organic acids produced in previous step into acetic acid amongst other compounds which are finally converted to methane and carbon dioxide by methanogenic bacteria (**Figure 1**).

Earlier studies have been classifying municipal refuse into mainly two categories based on their sortable nature. These are needed primarily for the recycling studies and for the overall planning of Solid waste management (SWM). However, data of the chemical composition of the refuse is required for a discussion on the refuse decomposition and in turn its effect on gaseous emissions and the leachate characteristics (Vaverková et al., 2020). Knowledge relating to the organic fraction of MSW is essential when recovering energy through biological pathways, these characteristics are also responsible in affecting the quality of the digestate obtained (Sadi et al., 2012). The main biodegradable components of refuse are cellulose and hemicelluloses which make for maximum of the methane potential (Li et al., 2018).

Landfills are the most used method for MSW disposal. On a global scale 71% of the generated MSW is disposed in landfills (Abdel-Shafy & Mansour, 2018). Landfilling is a method of waste

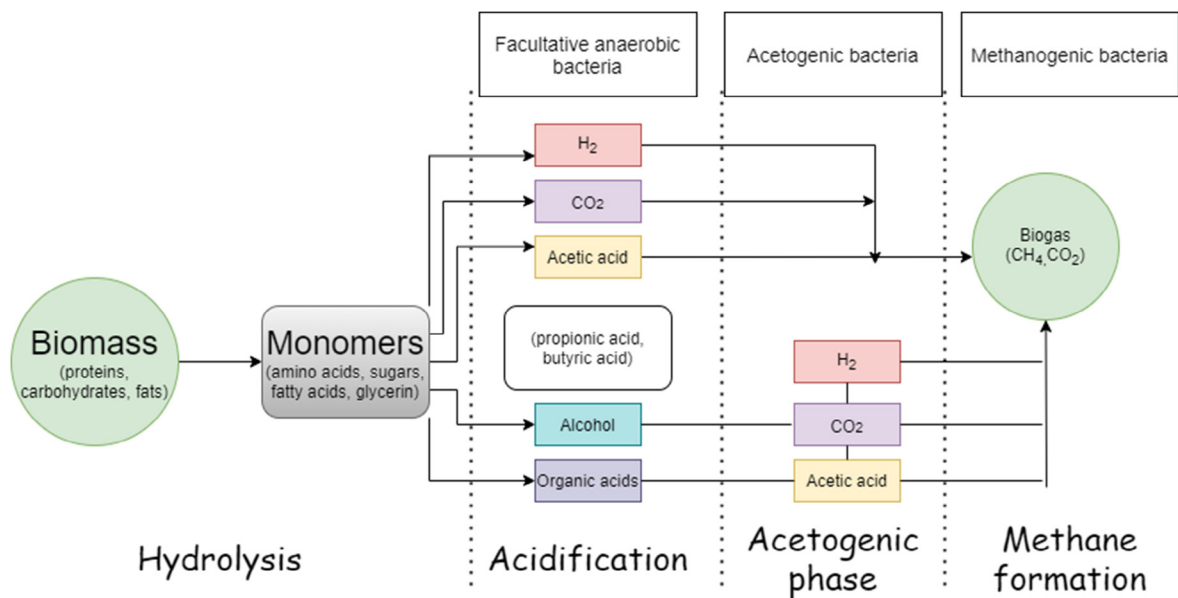


Fig.1. Process of anaerobic degradation

Table 1. Flux of methane from tropical landfills in different seasons

Sr. no.	Site	CH ₄ emissions in g/m ² /d		Reference
		Wet	Dry	
1.	Ouagadougou, Burkina Faso	15.7	29	(Haro et al., 2019)
2.	Nuevo Leon, Mexico	-	4.47	(Gonzalez et al., 2021)
3.	Kuala Lumpur, Malaysia	267.2	173.3	(Abushammala et al., 2016)
4.	Guwahati, India	66	87	(Gollapalli & Kota, 2018)
5.	Delhi, India	0.31 to 1.4	1.98 to 7	(Rawat & Ramanathan, 2011)
	Air Hitam	30.58	-	
6.	Jeram	267.28	181.92	(Abushammala et al., 2014)
	Sungai Sedu	153.95	88.50	
7.	Recife, Brazil	-	0 to 984.7	(Maciel & Jucá, 2011)
8.	Salvador, Brazil		0 to 356	(Machado et al., 2021)

disposal in cells that are protected and specially created for depositing waste on land or dug into the land surface (Vaverková, 2019). Landfilling is a reliable method for disposing of the waste immediately but not a sustainable practice of waste management to consider for a long time period. They are a serious threat to human health, environment and also play a part in affecting the socio-economic aspects by causing impacts such as LFG emissions, hazards due to explosion and asphyxiation, landfill fires, affecting the groundwater quality in its vicinity, leachate generation, etc. (Ozbay et al., 2021). LFG is produced when the microorganisms act on the organic matter dumped in the landfills and lead to its decomposition. CH₄ and CO₂ are the main gases that constitute the LFGs. 120 to 150 trace components were identified in LFG, constituting about 1% by volume (Parker et al., 2002). LFG emissions continue for a long time even after the landfills are closed or abandoned as the biochemical reactions still continue (Guo et al., 2022). Emissions of methane vary throughout a landfill due to different environmental conditions within the waste, its diverse nature and depending on the stage of degradation the waste is in. Moreover, various activities on the site which disturb the waste increases the gas emissions (Ngwabie et al., 2019).

After initial waste collection, the piles are often accumulated before dumping them on the

designated dumping area. This transition phase also contributes to the emission of CH₄ into the atmosphere. Shallow windrow piles used for MSW stabilization generate higher CH₄ than deeper piles (Wangyao et al., 2021). In tropical countries during rainy season, landfills emit higher CH₄ than summer or winter season (**Table 1**).

Also, managed landfills give out higher CH₄ than unmanaged ones in similar conditions (Wangyao et al., 2010). Methane emissions from major tropical landfills estimated by modelling are listed in (**Table 2**).

CH₄ concentrations ranging between 5 to 15% in the air are considered to be explosive and hence should be managed to avoid any mishaps (Kundu et al., 2016). Capturing and disposing LFG from old landfills is technically complicated and is considered not to be cost effective (Boerboom et al., 2010). CH₄ emissions from MSW landfills are estimated to increase by 21% during 2005 to 2030 (USEPA 2011). Typical LFG composition is listed in (**Table 3**).

There are five phases of microbial decomposition of organic matter in a landfill site which generate specific greenhouse gases (**Figure 2**).

Lou and Nair (2009) observed that GHG emissions were found to be considerably higher for landfills as compared to composting systems. Like this study, Deesing (2016) also affirmed that even though composting is responsible for some release of GHGs, it was found to be less than 10% of what is produced by landfilling for every ton of waste.

Methanotrophic Bacteria and their diversity in tropical landfills

Methanotrophs are found to be of two main types depending upon the process utilized for carbon assimilation. Ribulose monophosphate pathway RuMP (type I) and serine pathway (type II) are the two processes utilized by methanotrophs for carbon assimilation. Although it is reported that these pathways may also be utilized simultaneously in the same organism (Whittenbury et al., 1976). The pathway utilized by methanotrophs for CH₄ oxidation and formaldehyde assimilation are described in detail by Hanson and Hanson,(1996). The enzyme methane monooxygenase is responsible for catalyzing the methane oxidation reaction into

Table 2. Methane emissions from tropical landfills estimated by models

Sr. no.	Site	CH ₄ emissions in m ³	Reference
1.	Tirupati, India	2.56 e5	(Ramprasad et al., 2022)
2.	Trichy, India	1.87 e7	(Chandrasekaran & Busetty, 2022)
	Thanjavur, India	1.67 e7	
3.	Machala, Ecuador	1.03 e7	(Barragán-Escandón et al., 2020)
4.	Mare chicose, Mauritius	3.62 e7	(Purmessur & Surroop, 2019)
5.	Lahore, Pakistan	4.04 to 4.65 e5	(Alam et al., 2022)
6.	Abidjan, Ivory Coast	7.97 e7	(Rodrigue et al., 2018)
7.	Trinidad and Tobago	3.03 e7	(Pillai & Riverol, 2018)

Table 3. “Typical” Landfill gas composition (Robertson & Dunbar 2005)

Component	Percent by Volume
CH ₄	45 to 60
CO ₂	40 to 60
N ₂	2 to 5
O ₂	0.1 to 1
Ammonia	0.1 to 1
Non-Methane Organic Compounds	0.01 to 0.6
Sulfides	0 to 1
Hydrogen	0 to 0.2
CO	0 to 0.2

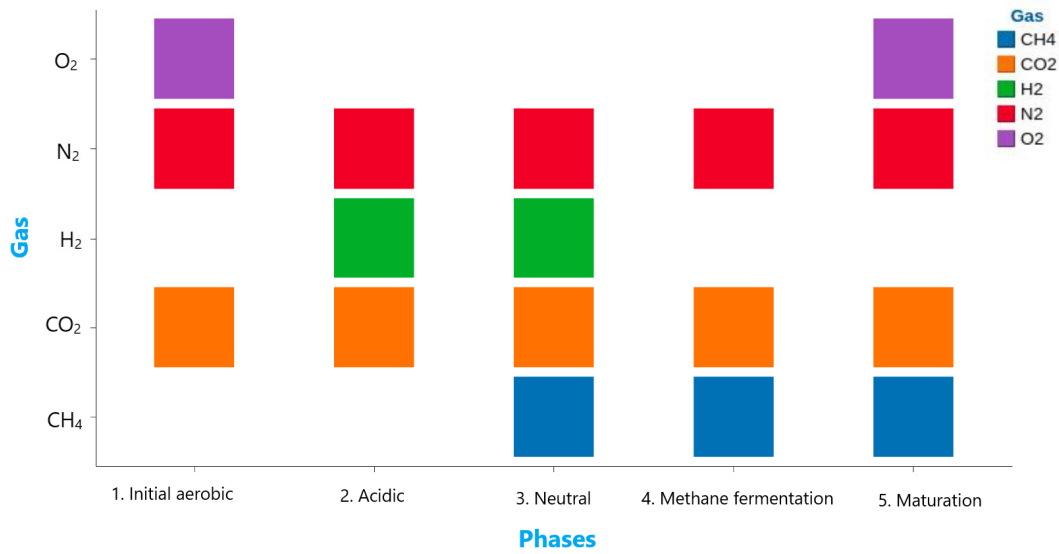
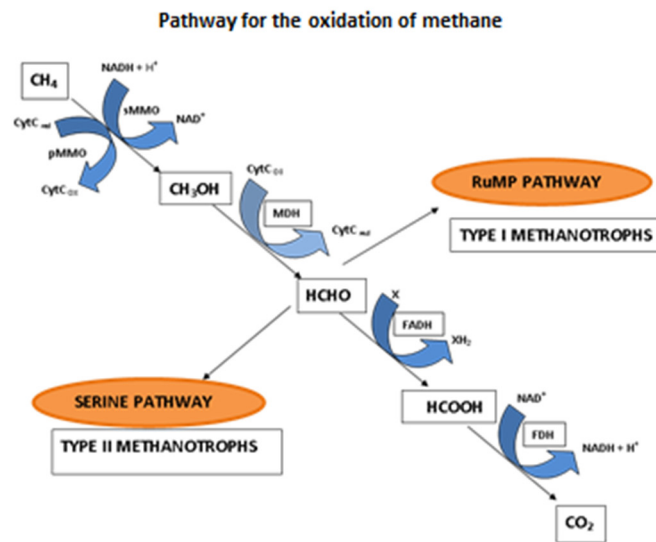


Fig. 2. Phase wise generation of principal landfill gases (Rao et al., 2016)



CytC, cytochrome c; FADH, formaldehyde dehydrogenase; FDH, formate dehydrogenase

Fig. 3. Pathway for methane oxidation (Hanson & Hanson, 1996)

methanol by methanotrophs. Methanol is converted into formaldehyde by the enzyme methanol dehydrogenase. Formaldehyde plays a central role in this process by assimilation into the cell matter. The carbon fixation takes places by two pathways: Ribulose monophosphate pathway which is utilized by Type I and Serine pathway by Type II methanotrophs. Further, enzymes like formaldehyde dehydrogenase and formate dehydrogenase are responsible for conversion of formaldehyde into formate and ultimately into CO₂ (Figure 3).

Methanotrophs are ubiquitous in nature and isolation studies have shown that these organisms can be found in peatlands, rice paddies, and soils and sediments; also, in freshwaters and marine systems (Table 4).

They have also been found in places bearing extreme conditions like acidic hot springs,

Table 4. Methanotrophs isolated from various sources

Source	Site	Type	Nature/ Significance	Species	Reference
<i>Sphagnum</i> moss	Acidic peat bog at Mariapeel nature reserve, Netherlands	I and II	Acidophilic	<i>Methylomonas</i> , <i>Methylovulum</i> , <i>Methylosinus</i> , <i>Methylocystis</i>	(Kip et al., 2011)
Sewage outfall	Hyperion sewage outfall, near Los Angeles, California	I	Halophiles	<i>Methylomonas</i>	(Lidstrom, 1988)
Paddy soil	Tangerang, Indonesia	I and II		<i>Methylophilus leisingeri</i> , <i>Methylomonas koyamae</i>	(Setiawan & Sudiana, 2019)
Bark of <i>Melaleuca quinquenervia</i>	Forests in subtropical north-eastern New South Wales (NSW), Australia	I	Reduce methane emissions from trees	<i>Methylomonas</i> genus	(Jeffrey et al., 2021)
Recreational lake, gravel and bog sediment sample	A lake and a bog in England	II	Poly-3- hydroxybutyrate production	<i>Methylocystis rosea</i> , <i>Methylocystis parvus</i>	(Rumah et al., 2021)
Aquatic plant in eutrophic lake	Lake Biwa, Japan	II	Aquatic methane uptake	<i>Methylosinus</i> and <i>Methylocistis</i> genus	(Yoshida et al., 2014)
Tropical methane seep topsoil	Sylhet, Bangladesh	I	Moderately thermophilic and acid-tolerant	<i>Methylocaldium</i> genus <i>Methylobacter</i> , <i>Methylococcus</i> , <i>Methylosinus</i>	(Islam et al., 2016) (Han et al., 2016)
Landfill site	Incheon, Korea	I and II		<i>Methylobacter</i>	(Han et al., 2016)
Faeces of Indian antelope	Rajiv Gandhi Zoological Park and Wildlife Research Centre, Pune	I	Isolated from ruminant gut	<i>Methylobacter</i>	(Khatri et al., 2021)
Hot spring soil	Geothermal field in Republic of Korea	I	Thermotolerant	<i>Methylococcus</i>	(Awala et al., 2020)

alkaline soda lakes, mud pots, cold environments (Smith, 2009). High oxidation capacities of methanotrophs have been found in soils above the landfill sites (Stralis-Pavese et al., 2006).

Different methanotrophic communities with varying quantities are observed in landfills. This mainly depends on the various environmental and spatial factors of the area concerned. Type I methanotrophs dominate the landfill cover soil. q-PCR (Quantitative polymerase chain reaction) and T-RFLP (terminal-restriction fragment length polymorphism) are commonly utilized techniques to assess the methanotrophic communities present in the landfill soil. By studying the varying populations of methanotrophs with depth, *Methylocaldum* group dominated for a long residence time whereas *Methylocystis* were dominant in the deeper samples of tropical alkaline landfill (Chang et al., 2010). In a different study, *Methylocystis* community isolated from a tropical agricultural soil has shown to be effective for in-situ bioremediation of trichloroethylene (TCE) (Shukla et al., 2009). A shift in the dominance of type I methanotrophs from type II can be observed in landfill cover soils as it is influenced by the flux of CH₄. The type II methanotrophs surpass the type I in a high oxygen and low methane atmosphere while the later favor opposite conditions (Jang et al., 2011). Hence, as the CH₄ flux gradually increases in the landfills a community shift can be seen from *Methylocystis* (type II) to *Methylobacter* and *Methylococcales* (type I) (Xing et al., 2017). *Methylocaldum* and *Methylococcaceae* do not show optimal growth in low O₂ conditions, whereas *Methylobacter* shows the tendency to grow at low O₂ concentrations of upto 5% while *Methylosinus* showed preference to high CH₄ and O₂ concentrations (Wei et al., 2015).

Stored waste shows higher microbial biodiversity than cover soil in landfills. *Methylohalobius* dominated the microbial community of the cover soil by showing an abundance upto 24 percent in the study (Wang et al., 2017). In enrichment culture experiments, *Methylobacter* genus are shown to dominate upto temperature of 30°C while thermophilic group *Methylocaldum* were abundant at higher temperatures like 40°C (Reddy et al., 2019). Seasonal studies show that Type-I methanotrophs namely *Methylobacter* show relative abundance during all seasons. Close to threefold increase in the community is observed during early summer when compared to winter season while again a slight decrease can be seen in late summer (Yun et al., 2018). Invertebrates like earthworms present in the soil tend to shift the methanotrophic community as more Type I methanotrophs (*Methylobacter*, *Methylomonas*, *Methylosarcina*) are found in study than Type II methanotrophs (*Methylocystis*) while also improving the methane oxidation in landfill cover soil (Héry et al., 2008; Kumaresan et al., 2011).

Methane oxidation (MO) in cover soil

Methanotrophs are obligatory aerobic microorganisms that utilize CH₄ as a sole carbon source (Hanson & Hanson, 1996), they fall under the methylotrophic community of bacteria which oxidize the compounds which do not have C-C bonds or C1 compounds (Murrell et al., 1998). They play an important part in the process of oxidizing CH₄ occurring naturally in the environment due to the metabolism of methanogenic bacteria under anaerobic conditions as well as for reducing the impact caused due to release of CH₄ from landfill sites, rice paddy fields and wetlands. Aerobic methanotrophic bacteria are mainly active in the upper layer of landfill cover soil. Methane oxidation capacity of cover soil is enhanced during the spring and summer conditions as opposed to winter in tropical climate (Yun et al., 2018).

Landfill cover is placed to dissociate the waste from the outer environment using various materials. Biocovers consists of organic materials which provide favourable conditions to methanotrophic bacteria to enhance their methane oxidation capacity. These covers are placed on top of a distribution layer consisting of coarse materials for proper dispersal of LFG (Pehme et al., 2020). Such materials applied for enhancing methane oxidation are studied under tropical conditions (**Table 5**).

Table 5. Methane oxidation using various soil cover material

Sr. no.	Material	CH ₄ oxidation in $\mu\text{mol h}^{-1} \text{g dry soil}^{-1}$	Reference
1.	Aged refuse (50%) with soil	19.23	(H. He et al., 2022)
2.	Landfill soil	0.50	(Reddy et al., 2019)
3.	Biochar amended soil	0.081	(Reddy et al., 2014)
4.	Slightly acidic peat soil	10.6	(Cébron et al., 2007)
5.	Sewage sludge and mineral soil	1.17 and 1.57	(Börjesson et al., 2004)

Biocover materials majorly used are described as follows:

Clay covers

Landfill clay covers are made up only of a simple clay topsoil sequence without the use of any geomembranes (Bogner et al., 1997). It is an impervious layer composed of soil rich in clay which is used to contain MSW safely by controlling water percolation leading to leachate pollution and LFG emissions. Oxidation of methane microbiologically in landfill cover soil is an effective measure to mitigate emissions especially from old landfills or dumping sites that contain wastes generating methane at low rates (Rachor et al., 2011). The ability of the methanotrophic community in soil cover to oxidize methane is depended on the supply of oxygen from the atmosphere. Hence the physical properties of the cover soil play an important role in this aspect. According to this soils like sands, sandy loams, loamy sand and some coarse loams can be effectively utilized for biocover purposes (Gebert et al., 2011). In a recent study use of bentonite as an amendment to clayey soil is studied which show improvement in physical properties of the cover soil (Qasaimeh et al., 2020). However, lower concentrations of bentonite amendments show better results in this respect (Kumar & Yong, 2002). Soil-like fine fractions (<40 mm) excavated from the landfill itself have also been utilized as a bioactive cover layer providing a useful substitute as a biocover substrate (Pehme et al., 2020).

Compost

Use of compost as an alternative biocover is observed in several studies, as the use of this portion of solid waste supports green sustainability (Abdelzaher, 2022). Methane oxidation is higher in cover soils with higher organic content than in clay matrix (Chanton & Liptay, 2000). Compost of leaf, yard waste, kitchen waste, sawdust, landfill mining, MSW, etc. are widely used in studies. Improvement of cover soil by addition of compost is considered to be superior when compared with other methods like inclusion of inorganic compounds as nutrients (benefitted methanotrophic activity for short time span) or decompacting the soil to free up soil pores (Maanoja & Rintala, 2018). However, use of inorganic material namely expanded vermiculite in mixture with organic compost has given superior methanotrophic activity for potential use in biofiltration of CH₄ emissions (Brandt et al., 2016). Compost has a strong control on methane oxidation in soil-compost mixtures as 1:1 ratio of both has shown maximum effectiveness (Rose et al., 2012). Active zones in cover systems wherein methanotrophic activity is highest is deeper in compost as compared to sandy loam soils due to its loose texture allowing for higher oxygen penetration (Tanthachoon et al., 2008). Upto ten-fold reduction in the CH₄ emission rates in such compost biocover systems has been observed which peaks after three months of initial placement due to establishment of suitable community of methanotrophs (Stern et al., 2007). However, if the compost is not matured and of improper texture there is a risk of the cover producing methane rather than oxidizing it (Barlaz et al., 2004). Maturation, thickness of the biocover and compaction rate are the major factors that influence CH₄ emissions

(Kristanto et al., 2015). During winters compost cover can play an important role due to its low thermal conductivity thus providing a favorable growth temperature to methanotrophs and thus improving MO (Bajwa et al., 2022). Moderate MO in dry conditions are observed in tropics and hence leachate recirculation is suggested (Tanthachoon et al., 2008).

Biochar

Biochar is a carbon-rich material derived by thermally converting biomass in an oxygen deficient environment which provides a large surface area and has a porous structure which can be profitably taken advantage of in landfill cover systems (Yaashikaa et al., 2020). High porosity of biochars along with high organic content and longer stability in the cover soils makes them an attractive option (Sadasivam & Reddy, 2015). Amending cover soil with 2.45-2.78% of biochar produced at 400°C has shown to be optimal for MO (Huang et al., 2019). Use of biochar in a biocover system facilitates adsorption and oxidation by methanotrophic bacteria simultaneously (Sadasivam & Reddy, 2014) by improving gas transport properties thereby limiting the formation of extracellular polymeric substances (EPS) within the cover system (Sadasivam & Reddy, 2015). Also, improvement in the water holding capacity and maintaining nutrients which support growth of methanotrophs are other advantages of biochar amendments (Huang et al., 2019). External aeration is shown to enhance MO capacity of biochar amended cover soil upto 90% having abundance of *Methylocystis*, a type II methanotrophic bacteria (Huang et al., 2020). A novel procedure by producing hydrophobic biochar by coating a silane coupling agent has shown to reduce the excess water content and thus improving diffusion and oxidation of CH₄ in the cover soil (Wu et al., 2020).

Along with MO, biochar which is modified with sludge can also be applied for complete removal of other common pollutants emitted in landfills like volatile organic carbon (VOCs), hydrogen sulfide and ammonia (Qin et al., 2020). Application of biochar amendment to cover soil have shown lasting effects of improved MO by maintaining moisture content which prevents cracking and fugitive emissions (Reddy et al., 2021).

Waste material

Majority of studies include biocover containing organic rich materials like compost, which increase the MO when compared with conventional soil biocovers. Due to application of such material being expensive it is suggested for application on hot-spots wherein the flux of CH₄ is high (Mei et al., 2015). Hence, waste materials readily available in landfills may prove to be an economical and viable option in this regard. A combination of aged refuse (14 years) to aged sludge in the ratio of 7:3 has shown MO capacity upto 78.7% which can potentially decrease the need of these wastes to be disposed of in landfills and also replacement of natural soil as LF cover (Lou et al., 2011). Similarly, under specific recommended properties a cover material of aged refuse modified with leachate has shown MO capacity similar to that of compost (Mei et al., 2016). A 20 cm cover of refuse aged for more than 10 years is ideal for maximum MO and can also be helpful in reducing the production of leachate by retaining rainfall (Warmadewanthi et al., 2021). After displaying a lag period yard waste has also shown good results in MO studies while a blend of such wastes enhances the oxidation capability of methanotrophs (Niemczyk et al., 2021).

Creating a cover by soil-like fraction mined from the landfill site itself is another feasible technique for places where availability of any low permeable material or other cover material at all is not possible. Using material mined from the same landfill may also prevent wastage of natural soils or synthetically manufactured liners (Pehme et al., 2020).

Environmental factors affecting methane oxidation in landfill cover soils

Oxidation of CH₄ is an important factor for limiting escape of the gas generated during

decomposition of organic matter dumped in landfills. This process is affected by several factors that influence the release of CH₄ into the atmosphere. Different factors like temperature, soil moisture, soil texture, availability of oxygen, addition of nutrients, etc. are responsible.

Temperature

Temperature is a critical factor as it is responsible for various chemical processes and the enzymatic activity of methanotrophs (Börjesson et al., 2004; Chi et al., 2015; Christophersen et al., 2000; Scheutz et al., 2009). The optimum temperature for MO is within the range of 20 to 38°C as indicated by batch assay studies (Gebert and Gröngröft, 2006; Scheutz and Kjeldsen 2004). Börjesson et al., (2004) suggested that temperature determines the population of methanotrophs present in the cover soil. It was inferred that type I methanotrophs populations increased at low temperatures between 5 to 10°C while type II methanotrophs at 20°C. High temperatures have shown to have more effects on the MO abilities of these organisms than lower temperatures. They show optimum performance between 15 to 35°C which decline above 40°C and drop to zero by 50°C (Zeiss, 2006). In another study optimal temperature for MO was reported to be between 30 to 36°C, wherein the effect of high temperature in tropics caused drying of the top surface of soil. Thus causing no MO even after existing aerobic conditions (Visvanathan et al., 1999). However, MO is also observed in environmental samples at temperatures as low as 0 to 10°C, albeit in significantly less amounts than at optimum temperatures (Einola et al., 2007). On-site oxidation rates in landfills are shown to be significantly higher in warmer climates. Temperature affects solubility of CH₄ in water which is also one of the factors affecting MO by intervening in CH₄ uptake rates (De Visscher et al., 2001).

Soil moisture and texture

Water content also influences the MO rate (He et al., 2011) and optimum moisture content in the soil for MO rate to occur effectively is affected by soil type and porosity (Zeiss, 2006). High soil moisture content affects both the advective and diffusive properties in the cover soils. Soil pore size decreases with an increasing water content which restricts the advective flow of gas. In addition, the diffusion coefficient of CH₄ which is lower than that of air by a magnitude of 4, limits the diffusion of gas when the soil is saturated. This effect may drive more gas through soil macropores and cracks. The compaction of soil affects volume of soil pores and moisture condition by restricting lateral water flow (Czepiel et al., 1996). Lei (2006) concluded in his studies that there were three essential roles of moisture content in MO process. First, optimum moisture content provided an optimum environment for methanotrophic bacteria to carry out their activity. Second, the moisture content significantly influenced the diffusion of oxygen into the soils whereby oxygen was the primary activator in MO process. Third, moisture content was one of the controlling factors of soil porosity that influenced gas transportation throughout the soil. Rainfall during monsoons in tropical countries lead to significant decrease in the methanotrophic community mainly due to washout of bacteria along with the depletion of oxygen due to water flooding on the soil surface (Chang et al., 2010).

Maximum microbial biomass is supported by optimum soil moisture content. When soil moisture reduces from 10 to 5% a significant decrease is observed in MO rates, whereas an increase in soil moisture above 10% also showed similar reductions (Boeckx et al., 1996; Cai and Yan, 1999). Maximum MO is observed in tropical cover soils with moisture between 15 and 20% whereas negligible oxidation was observed at low moisture concentration of 6% (Visvanathan et al., 1999). Too little water reduces or stops the growth of microorganisms. Similarly, too much water tends to replace the air pockets in soil, affecting some microorganisms, mainly aerobes (Chiemchaisri et al. 2012). Low moisture content causes the water to drain out of the cell body due to osmotic pressure causing lysis of bacterial cells leading to the death of the microbes.

Soil texture is mainly classified as: sand, loam and clay. These play an important role in the diffusion of gas and water in soil which in turn affects the activity of microbes in soil (Shukla et al., 2013). Silt or sandy loam soil is optimum for landfill cover soils (Chiemchaisri et al., 2001; Henneberger et al., 2012). Pawlowska (2008) in their study observed maximum values of MO in coarse sand material when carrying out experiments with four different grain size mineral materials. Any increase or decrease from this grain size caused the MO capacity to decrease. Soil when grinded and sieved has shown higher MO potentials as opposed to normal or control soil (Kumaresan et al., 2011).

Oxygen availability

Methanotrophs are aerobic in nature hence oxygen is one of the primary requirements for their proper growth, activity and diversity (Amaral & Knowles, 1995). MO rates are dependent on the availability of oxygen. If an ample quantity of oxygen is present in the soil, the MO capacity is doubled (Alshareedah & Sallis, 2016). Ambient levels of oxygen are more favourable for the oxidation of CH_4 in landfill cover soils (He et al., 2011). However, after reaching peak of CH_4 oxidation, O_2 concentration of 5% was sufficient to carry out the MO process (Wei et al., 2015). Studies also show the existence of both communities of different functional guilds as well as single type of microbes involved in MO. These associations are dependent on different components, availability of oxygen being one of the major factors that determine these specific partnerships (Hernandez et al., 2015). A depth of 15 to 40 cm showed maximum zone of MO in tropical cover soils due to ample oxygen diffusion (Visvanathan et al., 1999).

CONCLUSION

GHG emissions due to anthropogenic activities pose a grave risk to human beings and also to the environment. Effects of excessive GHG emissions due to rampant activities are quite visible in today's world. Global warming and climate change, thawing of permafrost, sea level rise leading to flooding, intense natural disasters, species migration to name a few. Carbon dioxide is the GHG with the maximum atmospheric concentration but CH_4 is a more potent GHG ascribed to its high global warming potential. Both natural and anthropogenic sources are responsible for CH_4 levels in the atmosphere with maximum CH_4 contribution from sectors like energy, industry, agriculture, and waste management. LFG emissions resulting from anaerobic decomposition of organic matter in the landfill or dumpsite contribute to 10% of CH_4 and hence it is a major contributor to CH_4 generation globally. Management of CH_4 emitted from landfills faces many challenges in countries having tropical climates due to rapid degradation of organic waste in hot and humid climates.

To curb these emissions gas collection systems are installed in the landfills which can extract the CH_4 which can be utilized or flared off. However, these technologies have limitations due to factors like being expensive, difficult to install on existing dumpsites and dumpsites which are spread in a small area and accumulate limited amount of waste. A more feasible alternative to such techniques is by application of microbial MO by methanotrophs. Methanotrophs are methane oxidizing aerobic bacteria that can grow by utilizing CH_4 as their only carbon source and energy due to the presence of a unique methane monooxygenase or MMO enzyme. These bacteria can survive extreme conditions and can be successfully utilized to reduce the impacts of CH_4 emissions from MSW dumpsites. Amount of organic biodegradable matter accounts for the top portion of MSW waste and indiscriminate and unscientific dumping procedures and the limited capital allocated towards MSW management, application of methanotrophs to reduce CH_4 emissions from MSW dumpsites can prove to be a big step in this front. Diverse variety of methanotrophs are observed in the tropical covers dispersed above waste in landfills. The oxidation capacities of these microbiota can be enhanced by providing favorable environmental

conditions by studying their applications with different cover materials.

Extensive literature is available towards experimental procedures including various column and flask level studies under controlled conditions using amendments like various nutrients, biochar, sewage sludge, etc. to enhance the oxidation activity of methanotrophs but limited data is available on actual field applications of the same where conditions are variable depending on the local ambient environments. Keeping above points in mind further studies are required to resolve the problems associated with CH₄ emitted from landfills and to assess the effectiveness and feasibility of application of these microbial oxidation techniques.

GRANT SUPPORT DETAILS AND ACKNOWLEDGEMENT

The authors would like to thank the Department of Science and Technology (DST) for providing funds in the form of INSPIRE fellowship (IF180074) and also Director, CSIR-NEERI for providing necessary facilities to carry out this work.

CONFLICT OF INTEREST

The authors declare that there is not any conflict of interests regarding the publication of this manuscript. In addition, the ethical issues, including plagiarism, informed consent, misconduct, data fabrication and/ or falsification, double publication and/or submission, and redundancy has been completely observed by the authors.

LIFE SCIENCE REPORTING

No life science threat was practiced in this research.

AUTHOR CONTRIBUTION

M. Suresh Kumar conceptualized and supervised while Tanmay Srivastava and Vartika Srivastava were involved in preparation of the manuscript. All authors discussed and commented on the manuscript.

REFERENCES

- Abdel-Shafy, H. I., & Mansour, M. S. M. (2018). Solid waste issue: Sources, composition, disposal, recycling, and valorization. *Egyptian Journal of Petroleum*, 27(4), 1275–1290. <https://doi.org/10.1016/j.ejpe.2018.07.003>
- Abdelzaher, M. A. (2022). Performance and hydration characteristic of dark white evolution (DWE) cement composites blended with clay brick powder. *Egyptian Journal of Chemistry*, 65(8), 419–427. <https://doi.org/10.21608/ejchem.2022.113836.5169>
- Abushammala, M. F.M., Basri, N. E. A., Kadhum, A. A. H., Basri, H., El-Shafie, A. H., & Sharifah Mastura, S. A. (2014). Evaluation of methane generation rate and potential from selected landfills in Malaysia. *International Journal of Environmental Science and Technology*, 11(2), 377–384. <https://doi.org/10.1007/s13762-013-0197-0>
- Abushammala, Mohammed F. M., Basri, N. E. A., & Younes, M. K. (2016). Seasonal Variation of Landfill Methane and Carbon Dioxide Emissions in a Tropical Climate. *International Journal of Environmental Science and Development*, 7(8), 586–590. <https://doi.org/10.18178/ijesd.2016.7.8.844>
- Adeleke, O. A., Akinlabi, S. A., Jen, T. C., & Dunmade, I. (2021). An overview of factors affecting the rate of generation and Physical Composition of Municipal Solid Waste. *IOP Conference Series: Materials Science and Engineering*, 1107(1), 012096. <https://doi.org/10.1088/1757-899x/1107/1/012096>

- Alam, A., Chaudhry, M. N., Ahmad, S. R., Ullah, R., Batool, S. A., Butt, T. E., ... Mahmood, A. (2022). Application of Landgem Mathematical Model for the Estimation of Gas Emissions From Contaminated Sites. a Case Study of a Dumping Site in Lahore, Pakistan. *Environment Protection Engineering*, 48(1), 69–81. <https://doi.org/10.37190/epe220105>
- Alshareedah, A., & Sallis, P. (2016). Methanotrophic Oxygen Dependency and Availability for Sustained Oxidation. *International Journal of Waste Resources*, 6(3). <https://doi.org/10.4172/2252-5211.1000249>
- Alvarez, R. A., Zavala-Araiza, D., Lyon, D. R., Allen, D. T., Barkley, Z. R., Brandt, A. R., ... Hamburg, S. P. (2018). Assessment of methane emissions from the U.S. oil and gas supply chain. In *Science* (Vol. 361). <https://doi.org/10.1126/science.aar7204>
- Amaral, J. A., & Knowles, R. (1995). Growth of methanotrophs in methane and oxygen counter gradients. *FEMS Microbiology Letters*, 126(3), 215–220. [https://doi.org/10.1016/0378-1097\(95\)00012-T](https://doi.org/10.1016/0378-1097(95)00012-T)
- Awala, S. I., Bellosillo, L. A., Gwak, J.-H., Nguyen, N.-L., Kim, S.-J., Lee, B.-H., & Rhee, S.-K. (2020). *Methylococcus geothermalis* sp. nov., a methanotroph isolated from a geothermal field in the Republic of Korea. *International Journal of Systematic and Evolutionary Microbiology*, 70(10), 5520–5530. <https://doi.org/10.1099/ijsem.0.004442>
- Bajwa, T. M., Fall, M., & Alshawmar, F. (2022). Experimental Characterization of the Engineering Properties of Landfill Compost-Biocover. *Applied Sciences (Switzerland)*, 12(9). <https://doi.org/10.3390/app12094276>
- Balcombe, P., Speirs, J. F., Brandon, N. P., & Hawkes, A. D. (2018). Methane emissions: choosing the right climate metric and time horizon. *Environmental Science: Processes and Impacts*, 20(10), 1323–1339. <https://doi.org/10.1039/c8em00414e>
- Barlaz, M. A., Green, R. B., Chanton, J. P., Goldsmith, C. D., & Hater, G. R. (2004). Evaluation of a biologically active cover for mitigation of landfill gas emissions. *Environmental Science and Technology*, 38(18), 4891–4899. <https://doi.org/10.1021/es049605b>
- Barragán-Escandón, A., Ruiz, J. M. O., Tigre, J. D. C., & Zalamea-León, E. F. (2020). Assessment of power generation using biogas from landfills in an equatorial tropical context. *Sustainability (Switzerland)*, 12(7), 1–18. <https://doi.org/10.3390/su12072669>
- Boeckx, P., Van Cleemput, O., & Villaralvo, I. (1996). Methane emission from a landfill and the methane oxidising capacity of its covering soil. *Soil Biology and Biochemistry*, 28(10–11), 1397–1405. [https://doi.org/10.1016/S0038-0717\(96\)00147-2](https://doi.org/10.1016/S0038-0717(96)00147-2)
- Boerboom, R., Vatamanu, M., & Zegers, D. (2010). Dramatic reduction in emissions of methane from landfills in the Netherlands: Additional measures considered. *Journal of Integrative Environmental Sciences*, 7(SUPPL. 1), 167–174. <https://doi.org/10.1080/19438151003621326>
- Bogner, J. E., Spokas, K. A., & Burton, E. A. (1997). Kinetics of methane oxidation in a landfill cover soil: Temporal variations, a whole-landfill oxidation experiment, and modeling of Net CH₄ emissions. *Environmental Science and Technology*, 31(9), 2504–2514. <https://doi.org/10.1021/es960909a>
- Börjesson, G., Sundh, I., & Svensson, B. (2004). Microbial oxidation of CH₄ at different temperatures in landfill cover soils. *FEMS Microbiology Ecology*, 48(3), 305–312. <https://doi.org/10.1016/j.femsec.2004.02.006>
- Brandt, E. M. F., Duarte, F. V., Vieira, J. P. R., Melo, V. M., Souza, C. L., Araújo, J. C., & Chernicharo, C. A. L. (2016). The use of novel packing material for improving methane oxidation in biofilters. *Journal of Environmental Management*, 182, 412–420. <https://doi.org/10.1016/j.jenvman.2016.07.075>
- Cai, B., Lou, Z., Wang, J., Geng, Y., & Sarkis, J. (2018). CH₄ mitigation potentials from China landfills and related environmental co-benefits. 1–8.
- Cai, Z., & Yan, X. (1999). *Kinetic model for methane oxidation by paddy soil as affected.pdf*. 31, 715–725.
- Cébron, A., Bodrossy, L., Chen, Y., Singer, A. C., Thompson, I. P., Prosser, J. I., & Murrell, J. C. (2007). Identity of active methanotrophs in landfill cover soil as revealed by DNA-stable isotope probing. *FEMS Microbiology Ecology*, 62(1), 12–23. <https://doi.org/10.1111/j.1574-6941.2007.00368.x>
- Chai, X., Tonjes, D. J., & Mahajan, D. (2016). Methane emissions as energy reservoir: Context, scope, causes and mitigation strategies. *Progress in Energy and Combustion Science*, 56, 33–70. <https://doi.org/10.1016/j.peccs.2016.05.001>
- Chandrasekaran, R., & Busetty, S. (2022). Estimating the methane emissions and energy potential from Trichy and Thanjavur dumpsite by LandGEM model. *Environmental Science and Pollution Research*, (0123456789). <https://doi.org/10.1007/s11356-022-19063-8>

- Chang, C. Y., Tung, H. H., Tseng, I. C., Wu, J. H., Liu, Y. F., & Lin, H. M. (2010). Dynamics of methanotrophic communities in tropical alkaline landfill upland soil. *Applied Soil Ecology*, 46(2), 192–199. <https://doi.org/10.1016/j.apsoil.2010.08.009>
- Chanton, J., & Liptay, K. (2000). Seasonal variation in methane oxidation in a landfill cover soil as determined by an in situ stable isotope technique. *Global Biogeochemical Cycles*, 14(1), 51–60. <https://doi.org/10.1029/1999GB900087>
- Chi, Z. F., Lu, W. J., & Wang, H. T. (2015). Spatial patterns of methane oxidation and methanotrophic diversity in landfill cover soils of southern China. *Journal of Microbiology and Biotechnology*, 25(4), 423–430. <https://doi.org/10.4014/jmb.1408.08055>
- Chiemchaisri, C., Chiemchaisri, W., Kumar, S., & Hettiaratchi, J. P. A. (2007). Solid waste characteristics and their relationship to gas production in tropical landfill. *Environmental Monitoring and Assessment*, 135(1–3), 41–48. <https://doi.org/10.1007/s10661-007-9706-2>
- CHIEMCHAISRI, C., CHIEMCHAISRI, W., KUMAR, S., & WICRAMARACHCHI, P. N. (2012). Reduction of Methane Emission From Landfill Through Microbial Activities in Cover Soil: A Brief Review. *Critical Reviews in Environmental Science and Technology*, 42(4), 412–434. <https://doi.org/10.1080/10643389.2010.520233>
- Chiemchaisri, W., Visvanathan, C., & Wu, J. S. (2001). Biological activities of methane oxidation in tropical landfill cover soils. *Journal of Solid Waste Technology and Management*.
- Christophersen, M., Linderod, L., Jensen, P. E., & Kjeldsen, P. (2000). Methane oxidation at low temperatures in soil exposed to landfill gas. *Journal of Environmental Quality*, 29(6), 1989–1997. <https://doi.org/10.2134/jeq2000.00472425002900060036x>
- Cicerone, R. J., & Oremland, R. S. (1988). Biogeochemical aspects of atmospheric methane. *Global Biogeochemical Cycles*. <https://doi.org/10.1029/GB002i004p00299>
- CPCB. (2021). *Annual Report 2020-21 on Implementation of Solid Waste Management Rules , 2016 CENTRAL POLLUTION CONTROL BOARD*. 145–287. Retrieved from https://cpcb.nic.in/uploads/plasticwaste/Annual_Report_2019-20_PWM.pdf
- Czepiel, P. M., Mosher, B., Crill, P. M., & Harriss, R. C. (1996). Quantifying the effect of oxidation on landfill methane emissions. *Journal of Geophysical Research Atmospheres*, 101(11), 16721–16729. <https://doi.org/10.1029/96jd00222>
- De Visscher, A., Schippers, M., & Van Cleemput, O. (2001). Short-term kinetic response of enhanced methane oxidation in landfill cover soils to environmental factors. *Biology and Fertility of Soils*, 33(3), 231–237. <https://doi.org/10.1007/s003740000313>
- DISER. (2022). *National Inventory Report Volume 2, Australian Government Department of Industry, Science, Energy and Resources*. (Vol. 2).
- Dlugokencky, E. (2021). Trends in Atmospheric Methane. Retrieved May 16, 2021, from NOAA/GML website: gml.noaa.gov/ccgg/trends_ch4/
- dos Muchangos, L. S., & Tokai, A. (2020). Greenhouse gas emission analysis of upgrading from an open dump to a semi-aerobic landfill in Mozambique – the case of Hulene dumpsite. *Scientific African*, 10, 1–10. <https://doi.org/10.1016/j.sciaf.2020.e00638>
- Duan, Z., Kjeldsen, P., & Scheutz, C. (2022). Efficiency of gas collection systems at Danish landfills and implications for regulations. *Waste Management*, 139(December 2021), 269–278. <https://doi.org/10.1016/j.wasman.2021.12.023>
- Einola, J. K. M., Kettunen, R. H., & Rintala, J. A. (2007). Responses of methane oxidation to temperature and water content in cover soil of a boreal landfill. *Soil Biology and Biochemistry*, 39(5), 1156–1164. <https://doi.org/10.1016/j.soilbio.2006.12.022>
- Elkhoully, H. I., Abdelzaher, M. A., & El-kattan, I. M. (2021). Experimental and Modeling Investigation of Physicomechanical Properties and Firing Resistivity of Cement Pastes Incorporation of Micro-Dose Seed Experimental and Modeling Investigation of Physicomechanical Properties and Firing Resistivity of Cement Paste. *Iranian Journal of Science and Technology, Transactions of Civil Engineering*, (November). <https://doi.org/10.1007/s40996-021-00760-2>
- EPA. (2012). Landfill Methane Outreach Program: Basic Information.
- EPA. (2020). Landfill Gas Energy Project Data and Landfill Technical Data. Retrieved from <https://www.epa.gov/lmop/landfill-gas-energy-project-data-and-landfill-technical-data>
- EPA. (2022). Basic Information about Landfill Gas. Retrieved from <https://www.epa.gov/lmop/basic-information-about-landfill-gas>
- European suppliers of waste to energy technology. (2018). *Methane emissions in the waste sector. The*

case-study of Germany.

- Fernández-Amador, O., Francois, J. F., Oberdabernig, D. A., & Tomberger, P. (2020). The methane footprint of nations: Stylized facts from a global panel dataset. *Ecological Economics*, 170(September 2019), 106528. <https://doi.org/10.1016/j.ecolecon.2019.106528>
- Gebert, J., & Gröngröft, A. (2006). Performance of a passively vented field-scale biofilter for the microbial oxidation of landfill methane. *Waste Management*, 26(4), 399–407. <https://doi.org/10.1016/j.wasman.2005.11.007>
- Gebert, Julia, Groengroeft, A., & Pfeiffer, E. M. (2011). Relevance of soil physical properties for the microbial oxidation of methane in landfill covers. *Soil Biology and Biochemistry*, 43(9), 1759–1767. <https://doi.org/10.1016/j.soilbio.2010.07.004>
- Getahun, T., Gebrehiwot, M., Ambelu, A., Van Gerven, T., & Van Der Bruggen, B. (2014). The potential of biogas production from municipal solid waste in a tropical climate. *Environmental Monitoring and Assessment*, 186(7), 4637–4646. <https://doi.org/10.1007/s10661-014-3727-4>
- Godfrey, L., Tawfic Ahmed, M., Giday Gebremedhin, K., H.Y. Katima, J., Oelofse, S., Osibanjo, O., ... H. Yonli, A. (2020). Solid Waste Management in Africa: Governance Failure or Development Opportunity? *Regional Development in Africa*, 1–14. <https://doi.org/10.5772/intechopen.86974>
- Goldsmith, C. D., Chanton, J., Abichou, T., Swan, N., Green, R., & Hater, G. (2012). Methane emissions from 20 landfills across the United States using vertical radial plume mapping. *Journal of the Air and Waste Management Association*, 62(2), 183–197. <https://doi.org/10.1080/10473289.2011.639480>
- Gollapalli, M., & Kota, S. H. (2018). Methane emissions from a landfill in north-east India: Performance of various landfill gas emission models. *Environmental Pollution*, 234, 174–180. <https://doi.org/10.1016/j.envpol.2017.11.064>
- Gonzalez-Valencia, R., Magana-Rodriguez, F., Martinez-Cruz, K., Fochesatto, G. J., & Thalasso, F. (2021). Spatial and temporal distribution of methane emissions from a covered landfill equipped with a gas recollection system. *Waste Management*, 121, 373–382. <https://doi.org/10.1016/j.wasman.2020.12.017>
- Guo, H., Xu, H., Liu, J., Nie, X., Li, X., Shu, T., ... Yao, Y. (2022). Greenhouse Gas Emissions in the Process of Landfill Disposal in China. *Energies*, 15(18). <https://doi.org/10.3390/en15186711>
- Han, J. S., Mahanty, B., Yoon, S. U., & Kim, C. G. (2016). Activity of a Methanotrophic Consortium Isolated from Landfill Cover Soil: Response to Temperature, pH, CO₂, and Porous Adsorbent. *Geomicrobiology Journal*, 33(10), 878–885. <https://doi.org/10.1080/01490451.2015.1123330>
- Hanson, R. S., & Hanson, T. E. (1996). Methanotrophic bacteria. *Microbiological Reviews*, 60(2), 439–471. <https://doi.org/10.1002/0471263397.env316>
- Haro, K., Ouarma, I., Nana, B., Bere, A., Tubreoumya, G. C., Kam, S. Z., ... Koulidiati, J. (2019). Assessment of CH₄ and CO₂ surface emissions from Polesgo's landfill (Ouagadougou, Burkina Faso) based on static chamber method. *Advances in Climate Change Research*, 10(3), 181–191. <https://doi.org/10.1016/j.accre.2019.09.002>
- He, H., Gao, S., Hu, J., Zhang, T., Wu, T., Qiu, Z., & Zhang, C. (2021). *applied sciences In-Situ Testing of Methane Emissions from Landfills Using Laser Absorption Spectroscopy*.
- He, H., Wu, T., Qiu, Z., Zhao, C., Wang, S., Yao, J., & Hong, J. (2022). Enhanced Methane Oxidation Potential of Landfill Cover Soil Modified with Aged Refuse. *Atmosphere*, 13(5), 1–12. <https://doi.org/10.3390/atmos13050802>
- He, P., Yang, N., Fang, W., Lü, F., & Shao, L. (2011). Interaction and independence on methane oxidation of landfill cover soil among three impact factors: Water, oxygen and ammonium. *Frontiers of Environmental Science and Engineering in China*, 5(2), 175–185. <https://doi.org/10.1007/s11783-011-0320-8>
- Henneberger, R., Lüke, C., Mosberger, L., & Schroth, M. H. (2012). Structure and function of methanotrophic communities in a landfill-cover soil. *FEMS Microbiology Ecology*, 81(1), 52–65. <https://doi.org/10.1111/j.1574-6941.2011.01278.x>
- Hernandez, M. E., Beck, D. A. C., Lidstrom, M. E., & Chistoserdova, L. (2015). Oxygen availability is a major factor in determining the composition of microbial communities involved in methane oxidation. *PeerJ*, 2015(2). <https://doi.org/10.7717/peerj.801>
- Héry, M., Singer, A. C., Kumaresan, D., Bodrossy, L., Stralis-Pavese, N., Prosser, J. I., ... Murrell, J. C. (2008). Effect of earthworms on the community structure of active methanotrophic bacteria in a landfill cover soil. *ISME Journal*, 2(1), 92–104. <https://doi.org/10.1038/ismej.2007.66>

- Huang, D., Yang, L., Ko, J. H., & Xu, Q. (2019). Comparison of the methane-oxidizing capacity of landfill cover soil amended with biochar produced using different pyrolysis temperatures. *Science of the Total Environment*, 693, 133594. <https://doi.org/10.1016/j.scitotenv.2019.133594>
- Huang, D., Yang, L., Xu, W., Chen, Q., Ko, J. H., & Xu, Q. (2020). Enhancement of the methane removal efficiency via aeration for biochar-amended landfill soil cover. *Environmental Pollution*, 263. <https://doi.org/10.1016/j.envpol.2020.114413>
- IEA. (2020). *Sources of methane emissions*. Retrieved from <https://www.iea.org/data-and-statistics/charts/sources-of-methane-emissions-2>
- Islam, T., Torsvik, V., Larsen, Ø., Bodrossy, L., Øvreås, L., & Birkeland, N. K. (2016). Acid-tolerant moderately thermophilic methanotrophs of the class Gammaproteobacteria isolated from tropical topsoil with methane seeps. *Frontiers in Microbiology*, 7(JUN), 1–12. <https://doi.org/10.3389/fmicb.2016.00851>
- Jackson, R. B., Saunio, M., Bousquet, P., Canadell, J. G., Poulter, B., Stavert, A. R., ... Tsuruta, A. (2020). Increasing anthropogenic methane emissions arise equally from agricultural and fossil fuel sources. *Environmental Research Letters*, 15(7). <https://doi.org/10.1088/1748-9326/ab9ed2>
- Jang, I., Lee, S., Zoh, K. D., & Kang, H. (2011). Methane concentrations and methanotrophic community structure influence the response of soil methane oxidation to nitrogen content in a temperate forest. *Soil Biology and Biochemistry*, 43(3), 620–627. <https://doi.org/10.1016/j.soilbio.2010.11.032>
- Jeffrey, L. C., Maher, D. T., Chiri, E., Leung, P. M., Nauer, P. A., Arndt, S. K., ... Johnston, S. G. (2021). Bark-dwelling methanotrophic bacteria decrease methane emissions from trees. *Nature Communications*, 12(1), 1–8. <https://doi.org/10.1038/s41467-021-22333-7>
- Kallistova, A. Y., Kevbrina, M. V., Nekrasova, V. K., Glagolev, M. V., Serebryanaya, M. I., & Nozhevnikova, A. N. (2005). Methane Oxidation in Landfill Cover Soil. *Microbiology*, 74(5), 608–614. <https://doi.org/10.1007/s11021-005-0110-z>
- Kashyap, R. K., Chugh, P., & Nandakumar, T. (2016). Opportunities & Challenges in Capturing Landfill Gas from an Active and Un-scientifically Managed Land Fill Site – A Case Study. *Procedia Environmental Sciences*, 35, 348–367. <https://doi.org/10.1016/j.proenv.2016.07.015>
- Khatri, K., Mohite, J., Pandit, P., Bahulikar, R. A., & Rahalkar, M. C. (2021). Isolation, Description and Genome Analysis of a Putative Novel Methylobacter Species ('Ca. Methylobacter coli') Isolated from the Faeces of a Blackbuck (Indian Antelope). *Microbiology Research*, 12(2), 513–523. <https://doi.org/10.3390/microbiolres12020035>
- Kip, N., Ouyang, W., van Winden, J., Raghoebarsing, A., van Niftrik, L., Pol, A., ... den Camp, H. J. M. O. (2011). Detection, isolation, and characterization of acidophilic methanotrophs from sphagnum mosses. *Applied and Environmental Microbiology*, 77(16), 5643–5654. <https://doi.org/10.1128/AEM.05017-11>
- Kristanto, G. A., Raissa, S. M., & Novita, E. (2015). Effects of compost thickness and compaction on methane emissions in simulated landfills. *Procedia Engineering*, 125, 173–178. <https://doi.org/10.1016/j.proeng.2015.11.025>
- Kumar, S., & Yong, W. L. (2002). Effect of bentonite on compacted clay landfill barriers. *Soil and Sediment Contamination*, 11(1), 71–89. <https://doi.org/10.1080/20025891106709>
- Kumaresan, D., Stralis-Pavese, N., Abell, G. C. J., Bodrossy, L., & Murrell, J. C. (2011). Physical disturbance to ecological niches created by soil structure alters community composition of methanotrophs. *Environmental Microbiology Reports*, 3(5), 613–621. <https://doi.org/10.1111/j.1758-2229.2011.00270.x>
- Kundu, S., Zanganeh, J., & Moghtaderi, B. (2016). A review on understanding explosions from methane-air mixture. *Journal of Loss Prevention in the Process Industries*, 40, 507–523. <https://doi.org/10.1016/j.jlp.2016.02.004>
- Lashof, D. A., & Ahuja, D. R. (1990). Relative contributions of greenhouse gas emissions to global warming. *Nature*, Vol. 344, pp. 529–531. <https://doi.org/10.1038/344529a0>
- Lavagnolo, M. C., Grossule, V., & Raga, R. (2018). Innovative dual-step management of semi-aerobic landfill in a tropical climate. *Waste Management*, 74, 302–311. <https://doi.org/10.1016/j.wasman.2018.01.017>
- Lei, Y. (2006). *Methane Emission and Oxidation Through Landfill Covers*. THE FLORIDA STATE UNIVERSITY COLLEGE OF ENGINEERING.
- Li, W., Khalid, H., Zhu, Z., Zhang, R., Liu, G., Chen, C., & Thorin, E. (2018). Methane production through anaerobic digestion: Participation and digestion characteristics of cellulose, hemicellulose

- and lignin. *Applied Energy*, 226(May), 1219–1228. <https://doi.org/10.1016/j.apenergy.2018.05.055>
- Lidstrom, M. E. (1988). Isolation and characterization of marine methanotrophs. *Antonie van Leeuwenhoek*, 54(3), 189–199. <https://doi.org/10.1007/BF00443577>
- Lou, X. F., & Nair, J. (2009). The impact of landfilling and composting on greenhouse gas emissions - A review. *Bioresource Technology*, 100(16), 3792–3798. <https://doi.org/10.1016/j.biortech.2008.12.006>
- Lou, Z., Wang, L., & Zhao, Y. (2011). Consuming un-captured methane from landfill using aged refuse bio-cover. *Bioresource Technology*, 102(3), 2328–2332. <https://doi.org/10.1016/j.biortech.2010.10.086>
- Maanoja, S. T., & Rintala, J. A. (2018). Evaluation of methods for enhancing methane oxidation via increased soil air capacity and nutrient content in simulated landfill soil cover. *Waste Management*, 82, 82–92. <https://doi.org/10.1016/j.wasman.2018.10.015>
- Machado, Sandro L., Carvalho, M. F., Gourc, J. P., Vilar, O. M., & do Nascimento, J. C. F. (2009). Methane generation in tropical landfills: Simplified methods and field results. *Waste Management*, 29(1), 153–161. <https://doi.org/10.1016/j.wasman.2008.02.017>
- Machado, Sandro Lemos, Santos, A. C., de Fátima Carvalho, M., Damasceno, L. A. G., Almeida, L. V., & dos Santos, A. B. (2021). Biogas production in a tropical landfill: Long-term monitoring results and analysis of variables of influence. *Environmental Monitoring and Assessment*, 193(8). <https://doi.org/10.1007/s10661-021-09248-y>
- Maciel, F. J., & Jucá, J. F. T. (2011). Evaluation of landfill gas production and emissions in a MSW large-scale Experimental Cell in Brazil. *Waste Management*, 31(5), 966–977. <https://doi.org/10.1016/j.wasman.2011.01.030>
- Maria, C., Góis, J., & Leitão, A. (2020). Challenges and perspectives of greenhouse gases emissions from municipal solid waste management in Angola. *Energy Reports*, 6, 364–369. <https://doi.org/10.1016/j.egy.2019.08.074>
- Mei, C., Yazdani, R., Han, B., Mostafid, M. E., Chanton, J., VanderGheynst, J., & Imhoff, P. (2015). Performance of green waste biocovers for enhancing methane oxidation. *Waste Management*, 39, 205–215. <https://doi.org/10.1016/j.wasman.2015.01.042>
- Mei, J., Zhen, G., & Zhao, Y. (2016). Bio-oxidation of Escape Methane from Landfill Using Leachate-Modified Aged Refuse. *Arabian Journal for Science and Engineering*, 41(7), 2493–2500. <https://doi.org/10.1007/s13369-015-1966-5>
- Mohsen, R. A., Abbassi, B., & Zytner, R. (2020). Investigation of fugitive methane and gas collection efficiency in Halton landfill in Ontario, Canada. *Environmental Monitoring and Assessment*, 192(6). <https://doi.org/10.1007/s10661-020-08308-z>
- Moreira, J. M. L., & Candiani, G. (2016). Assessment of methane generation, oxidation, and emission in a subtropical landfill test cell. *Environmental Monitoring and Assessment*, 188(8). <https://doi.org/10.1007/s10661-016-5460-7>
- Murrell, J. C., McDonald, I. R., & Bourne, D. G. (1998). Molecular methods for the study of methanotroph ecology. *FEMS Microbiology Ecology*, 27(2), 103–114. [https://doi.org/10.1016/S0168-6496\(98\)00063-4](https://doi.org/10.1016/S0168-6496(98)00063-4)
- Ngwabie, N. M., Wirlen, Y. L., Yinda, G. S., & VanderZaag, A. C. (2019). Quantifying greenhouse gas emissions from municipal solid waste dumpsites in Cameroon. *Waste Management*, 87, 947–953. <https://doi.org/10.1016/j.wasman.2018.02.048>
- Niemczyk, M., Berenjkar, P., Wilkinson, N., Lozecznic, S., Sparling, R., & Yuan, Q. (2021). Enhancement of CH₄ oxidation potential in bio-based landfill cover materials. *Process Safety and Environmental Protection*, 146, 943–951. <https://doi.org/10.1016/j.psep.2020.12.035>
- Ozbay, G., Jones, M., Gadde, M., Isah, S., & Attarwala, T. (2021). Design and Operation of Effective Landfills with Minimal Effects on the Environment and Human Health. *Journal of Environmental and Public Health*, 2021. <https://doi.org/10.1155/2021/6921607>
- Parker, T., Dottridge, J., & Kelly, S. (2002). Investigation of the composition and emissions of trace components in landfill gas. *Environment Agency, Bristol, UK*, 146. Retrieved from www.environment-agency.gov.uk/0Awww.komex.com
- Pawlowska, M. (2008). Reduction of methane emission from landfills by its microbial oxidation in filter bed. *International Workshop on Management of Pollutant Emission from Landfills and Sludge*.
- Pehme, K. M., Orupöld, K., Kuusemets, V., Tamm, O., Jani, Y., Tamm, T., & Kriipsalu, M. (2020). Field study on the efficiency of a methane degradation layer composed of fine fraction soil from landfill mining. *Sustainability (Switzerland)*, 12(15), 1–16. <https://doi.org/10.3390/su12156209>

- Pillai, J., & Riverol, C. (2018). Estimation of gas emission and derived electrical power generation from landfills. Trinidad and Tobago as study case. *Sustainable Energy Technologies and Assessments*, 29(June), 139–146. <https://doi.org/10.1016/j.seta.2018.08.004>
- Purmessur, B., & Surroop, D. (2019). Power generation using landfill gas generated from new cell at the existing landfill site. *Journal of Environmental Chemical Engineering*, 7(3), 103060. <https://doi.org/10.1016/j.jece.2019.103060>
- Qasaimeh, A., Sharo, A. A., & Bani-Melhem, K. (2020). Clayey soil amendment by hydrophilic nano bentonite for landfill cover barrier: A case study. *Journal of Environmental Engineering and Landscape Management*, 28(3), 148–156. <https://doi.org/10.3846/jeelm.2020.12715>
- Qin, L., Huang, X., Xue, Q., Liu, L., & Wan, Y. (2020). In-situ biodegradation of harmful pollutants in landfill by sludge modified biochar used as biocover. *Environmental Pollution*, 258. <https://doi.org/10.1016/j.envpol.2019.113710>
- Rachor, I., Gebert, J., Gröngroft, A., & Pfeiffer, E. M. (2011). Assessment of the methane oxidation capacity of compacted soils intended for use as landfill cover materials. *Waste Management*, 31(5), 833–842. <https://doi.org/10.1016/j.wasman.2010.10.006>
- Ramprasad, C., Teja, H. C., Gowtham, V., & Vikas, V. (2022). Quantification of landfill gas emissions and energy production potential in Tirupati Municipal solid waste disposal site by LandGEM mathematical model. *MethodsX*, 9, 101869. <https://doi.org/10.1016/j.mex.2022.101869>
- Rao, M. N., Sultana, R., & Kota, S. H. (2016). Solid and Hazardous Waste Management: Science and Engineering. In *Solid and Hazardous Waste Management: Science and Engineering*.
- Rawat, M., & Ramanathan, A. (2011). Assessment of Methane Flux from Municipal Solid Waste (MSW) Landfill Areas of Delhi, India. *Journal of Environmental Protection*, 02(04), 399–407. <https://doi.org/10.4236/jep.2011.24045>
- Reddy, K. R., Rai, R. K., Green, S. J., & Chetri, J. K. (2019). Effect of temperature on methane oxidation and community composition in landfill cover soil. *Journal of Industrial Microbiology and Biotechnology*, 46(9–10), 1283–1295. <https://doi.org/10.1007/s10295-019-02217-y>
- Reddy, K. R., Yargicoglu, E. N., & Chetri, J. K. (2021). Effects of Biochar on Methane Oxidation and Properties of Landfill Cover Soil: Long-Term Column Incubation Tests. *Journal of Environmental Engineering*, 147(1), 04020144. [https://doi.org/10.1061/\(asce\)ee.1943-7870.0001829](https://doi.org/10.1061/(asce)ee.1943-7870.0001829)
- Reddy, K. R., Yargicoglu, E. N., Yue, D., & Yaghoubi, P. (2014). Enhanced microbial methane oxidation in landfill cover soil amended with biochar. *Journal of Geotechnical and Geoenvironmental Engineering*, 140(9), 1–11. [https://doi.org/10.1061/\(ASCE\)GT.1943-5606.0001148](https://doi.org/10.1061/(ASCE)GT.1943-5606.0001148)
- Robertson, T., & Dunbar, J. (2005). *GUIDANCE FOR EVALUATING LANDFILL GAS EMISSIONS FROM CLOSED OR ABANDONED FACILITIES*. (September), 1–217. Retrieved from <http://clui-n.org/download/char/epa-600-r-05-123.pdf>
- Rodrigue, K. A., Essi, K., Cyril, K. M., & Albert, T. (2018). Estimation of Methane Emission from Kossihouen Sanitary Landfill and Its Electricity Generation Potential (Côte d'Ivoire). *Journal of Power and Energy Engineering*, 06(07), 22–31. <https://doi.org/10.4236/jpee.2018.67002>
- Rose, J. L., Mahler, C. F., & Izzo, R. L. dos S. (2012). Comparison of the methane oxidation rate in four media. *Revista Brasileira de Ciéncia Do Solo*, 36(3), 803–812. <https://doi.org/10.1590/s0100-06832012000300011>
- Rumah, B. L., Stead, C. E., Claxton Stevens, B. H., Minton, N. P., Grosse-Honebrink, A., & Zhang, Y. (2021). Isolation and characterisation of Methylocystis spp. for poly-3-hydroxybutyrate production using waste methane feedstocks. *AMB Express*, 11(1). <https://doi.org/10.1186/s13568-020-01159-4>
- Sadasivam, B. Y., & Reddy, K. R. (2014). Landfill methane oxidation in soil and bio-based cover systems: A review. *Reviews in Environmental Science and Biotechnology*, 13(1), 79–107. <https://doi.org/10.1007/s11157-013-9325-z>
- Sadasivam, B. Y., & Reddy, K. R. (2015). Adsorption and transport of methane in biochars derived from waste wood. *Waste Management*, 43, 218–229. <https://doi.org/10.1016/j.wasman.2015.04.025>
- Sandoval-Cobo, J. J., Casallas-Ojeda, M. R., Carabalí-Orejuela, L., Muñoz-Chávez, A., Caicedo-Concha, D. M., Marmolejo-Rebellón, L. F., & Torres-Lozada, P. (2020). Methane potential and degradation kinetics of fresh and excavated municipal solid waste from a tropical landfill in Colombia. *Sustainable Environment Research*, 30(1). <https://doi.org/10.1186/s42834-020-00048-6>
- Scheutz, C., & Kjeldsen, P. (2004). Environmental Factors Influencing Attenuation of Methane and Hydrochlorofluorocarbons in Landfill Cover Soils. *Journal of Environmental Quality*, 33(1), 72–79. <https://doi.org/10.2134/jeq2004.7200>

- Scheutz, C., Kjeldsen, P., Bogner, J. E., De Visscher, A., Gebert, J., Hilger, H. A., ... Spokas, K. (2009). Microbial methane oxidation processes and technologies for mitigation of landfill gas emissions. *Waste Management and Research*, 27(5), 409–455. <https://doi.org/10.1177/0734242X09339325>
- Seadi, T. Al, Lukehurst, C., Saedi, T. Al, Lukehurst, C., Seadi, T. Al, & Lukehurst, C. (2012). Quality management of digestate from biogas plants used as fertiliser. *IEA Bioenergy, Task*.
- Setiawan, R., & Sudiana, I. M. (2019). Molecular identification of methane oxidizing bacteria from paddy soils and detection methane monooxygenase gene. *IOP Conference Series: Earth and Environmental Science*, 308(1). <https://doi.org/10.1088/1755-1315/308/1/012016>
- Sharma, K. D., & Jain, S. (2020). Municipal solid waste generation, composition, and management: the global scenario. *Social Responsibility Journal*, 16(6), 917–948. <https://doi.org/10.1108/SRJ-06-2019-0210>
- Shukla, A. K., Vishwakarma, P., Upadhyay, S. N., Tripathi, A. K., Prasana, H. C., & Dubey, S. K. (2009). Biodegradation of trichloroethylene (TCE) by methanotrophic community. *Bioresource Technology*, 100(9), 2469–2474. <https://doi.org/10.1016/j.biortech.2008.12.022>
- Shukla, P. N., Pandey, K. D., & Mishra, V. K. (2013). Environmental determinants of soil methane oxidation and methanotrophs. *Critical Reviews in Environmental Science and Technology*, 43(18), 1945–2011. <https://doi.org/10.1080/10643389.2012.672053>
- Siddiqui, F. Z., Rafey, A., Pandey, S., & Khan, M. E. (2022). Pilot demonstration of clean technology for landfill gas recovery in India – A case study. *Cleaner Chemical Engineering*, 2(May), 100024. <https://doi.org/10.1016/j.clce.2022.100024>
- Siddiqui, F. Z., Zaidi, S., Pandey, S., & Khan, M. E. (2013). Review of past research and proposed action plan for landfill gas-to-energy applications in India. *Waste Management and Research*, 31(1), 3–22. <https://doi.org/10.1177/0734242X12467066>
- Smith, T. J. (2009). *Methanotrophy / methane oxidation*. 293–298.
- Srivastava, A. N., & Chakma, S. (2020). Quantification of landfill gas generation and energy recovery estimation from the municipal solid waste landfill sites of Delhi, India. *Energy Sources, Part A: Recovery, Utilization and Environmental Effects*, 00(00), 1–14. <https://doi.org/10.1080/15567036.2020.1754970>
- Stern, J. C., Chanton, J., Abichou, T., Powelson, D., Yuan, L., Escoriza, S., & Bogner, J. (2007). Use of a biologically active cover to reduce landfill methane emissions and enhance methane oxidation. *Waste Management*, 27(9), 1248–1258. <https://doi.org/10.1016/j.wasman.2006.07.018>
- Stralis-Pavese, N., Bodrossy, L., Reichenauer, T. G., Weilharter, A., & Sessitsch, A. (2006). 16S rRNA based T-RFLP analysis of methane oxidising bacteria - Assessment, critical evaluation of methodology performance and application for landfill site cover soils. *Applied Soil Ecology*, 31(3), 251–266. <https://doi.org/10.1016/j.apsoil.2005.05.006>
- Sutthasil, N., Chiemchaisri, C., Chiemchaisri, W., Wangyao, K., Endo, K., Ishigaki, T., & Yamada, M. (2019). The effectiveness of passive gas ventilation on methane emission reduction in a semi-aerobic test cell operated in the tropics. *Waste Management*, 87, 954–964. <https://doi.org/10.1016/j.wasman.2018.12.013>
- Tanthachoon, N., Chiemchaisri, C., Chiemchaisri, W., Tudsri, S., & Kumar, S. (2008). Methane oxidation in compost-based landfill cover with vegetation during wet and dry conditions in the tropics. *Journal of the Air and Waste Management Association*, 58(5), 603–612. <https://doi.org/10.3155/1047-3289.58.5.603>
- Tuckett, R. (2018). *Greenhouse Gases*. <https://doi.org/10.1016/B978-0-12-409547-2.14031-4>
- Us-Epa. (2011). Global Anthropogenic Non-CO2 Greenhouse Gas Emissions: 1990-2020. *Environmental Protection*. <https://doi.org/EPA-430-R-06-003>
- US-EPA. (2012). *Landfill Gas Energy: A Guide to Developing and Implementing Greenhouse Gas Reduction Programs*. Retrieved from WWW.EPA.GOV/STATELOCALCLIMATE/RESOURCES/STRATEGY-GUIDES.HTML
- Vaverková, M. D. (2019). Landfill impacts on the environment— review. *Geosciences (Switzerland)*, 9(10), 1–16. <https://doi.org/10.3390/geosciences9100431>
- Vaverková, M. D., Elbl, J., Koda, E., Adamcová, D., Bilgin, A., Lukas, V., ... Zloch, J. (2020). Chemical composition and hazardous effects of leachate from the active municipal solid waste landfill surrounded by farmlands. *Sustainability (Switzerland)*, 12(11), 1–20. <https://doi.org/10.3390/su12114531>
- Visvanathan, C., Pokhrel, D., Cheimchaisri, W., Hettiaratchi, J. P. A., & Wu, J. S. (1999). Methanotrophic

- activities in tropical landfill cover soils: Effects of temperature, moisture content and methane concentration. *Waste Management and Research*, 17(4), 313–323. <https://doi.org/10.1034/j.1399-3070.1999.00052.x>
- Wang, X., Cao, A., Zhao, G., Zhou, C., & Xu, R. (2017). Microbial community structure and diversity in a municipal solid waste landfill. *Waste Management*, 66, 79–87. <https://doi.org/10.1016/j.wasman.2017.04.023>
- Wangyao, K., Sutthasil, N., & Chiemchaisri, C. (2021). Methane and nitrous oxide emissions from shallow windrow piles for biostabilisation of municipal solid waste. *Journal of the Air and Waste Management Association*, 71(5), 650–660. <https://doi.org/10.1080/10962247.2021.1880498>
- Wangyao, K., Towprayoon, S., Chiemchaisri, C., Gheewala, S. H., & Nopharatana, A. (2010). Application of the IPCC Waste Model to solid waste disposal sites in tropical countries: Case study of Thailand. *Environmental Monitoring and Assessment*, 164(1–4), 249–261. <https://doi.org/10.1007/s10661-009-0889-6>
- Warmadewanthi, I. D. A. A., Chrystiadini, G., Kurniawan, S. B., & Abdullah, S. R. S. (2021). Impact of degraded solid waste utilization as a daily cover for landfill on the formation of methane and leachate. *Bioresource Technology Reports*, 15(August), 100797. <https://doi.org/10.1016/j.biteb.2021.100797>
- Wei, X. M., Su, Y., Zhang, H. T., Chen, M., & He, R. (2015). Responses of methanotrophic activity, community and EPS production to CH₄ and O₂ concentrations in waste biocover soils. *Waste Management*, 42, 118–127. <https://doi.org/10.1016/j.wasman.2015.04.005>
- Whittenbury, R., Colby, J., Dalton, H., & Reed, H. L. (1976). No Title. *Microbial Production and Utilization of Gases*, p.281.
- World Bank. (2018). World Bank. Retrieved from https://data.worldbank.org/indicator/EN.ATM.METH.KT.CE?most_recent_value_desc=true
- Wu, B., Xi, B., He, X., Sun, X., Li, Q., Ouhe, Q., ... Xue, C. (2020). Methane emission reduction enhanced by hydrophobic biochar-modified soil cover. *Processes*, 8(2). <https://doi.org/10.3390/pr8020162>
- Xing, Z., Zhao, T., Gao, Y., He, Z., Zhang, L., Peng, X., & Song, L. (2017). Real-time monitoring of methane oxidation in a simulated landfill cover soil and MiSeq pyrosequencing analysis of the related bacterial community structure. *Waste Management*, 68, 369–377. <https://doi.org/10.1016/j.wasman.2017.05.007>
- Yaashikaa, P. R., Kumar, P. S., Varjani, S., & Saravanan, A. (2020). A critical review on the biochar production techniques, characterization, stability and applications for circular bioeconomy. *Biotechnology Reports*, 28, e00570. <https://doi.org/10.1016/j.btre.2020.e00570>
- Yasim, N. S. E. M., & Buyong, F. (2023). Comparative of experimental and theoretical biochemical methane potential generated by municipal solid waste. *Environmental Advances*, 11(August 2022), 100345. <https://doi.org/10.1016/j.envadv.2023.100345>
- Yoshida, N., Iguchi, H., Yurimoto, H., Murakami, A., & Sakai, Y. (2014). Aquatic plant surface as a niche for methanotrophs. *Frontiers in Microbiology*, 5(FEB), 1–9. <https://doi.org/10.3389/fmicb.2014.00030>
- Yun, J., Jung, H., Ryu, H. W., Oh, K. C., Jeon, J. M., & Cho, K. S. (2018). Odor mitigation and bacterial community dynamics in on-site biocovers at a sanitary landfill in South Korea. *Environmental Research*, 166, 516–528. <https://doi.org/10.1016/j.envres.2018.06.039>
- Yusnan, Razi, F., & Munawar, E. (2020). Effect of Biocover Thickness on Methane Oxidation Rate of Landfill Gas Emission from Municipal Solid Waste Landfill in Tropical Climate Region. *IOP Conference Series: Materials Science and Engineering*, 778(1). <https://doi.org/10.1088/1757-899X/778/1/012149>
- Zeiss, C. A. (2006). Accelerated methane oxidation cover system to reduce greenhouse gas emissions from MSW landfills in cold, semi-arid regions. *Water, Air, and Soil Pollution*, 176(1–4), 285–306. <https://doi.org/10.1007/s11270-006-9169-z>
- Zhang, C., Xu, T., Feng, H., & Chen, S. (2019). Greenhouse gas emissions from landfills: A review and bibliometric analysis. *Sustainability (Switzerland)*, 11(8), 1–15. <https://doi.org/10.3390/su11082282>